

European Debt Management

Investor Analytics
May 2019

- Valuation Sheet
- Share Price Performance
- Debt Purchase Analytics
- Indebtedness
- Revenue Composition

Akseki & Co.



Valuation Sheet

	Country	Results Date	Sh. Pr. ⁽¹⁾ (Local Cur.)	Mcap ⁽¹⁾ (EURm)	EV ⁽¹⁾ (EURm)	CAGR (19-21E)		PE ⁽²⁾				P/BV	EV/ LTM Adj.	EV/EBITDA ⁽²⁾				EV/Inv. Port.	
						NI	EBITDA	LTM	FY19E	FY20E	FY21E			LTM	FY19E	FY20E	FY21E	ERC	Port.
Arrow Global	UK	FY 2018	2.0	404.1	1,612.6	9.8%	8.2%	11.6x	6.0x	5.1x	4.9x	1.9x	4.9x	11.9x	10.3x	9.5x	8.8x	0.7x	1.3x
Axactor	Norway	FY 2018	19.5	309.5	973.1	31.0%	23.0%	n.m.	n.m.	5.8x	5.1x	0.9x	7.1x	21.0x	9.9x	7.5x	6.6x	0.6x	1.0x
B2Holding	Norway	FY 2018	12.1	508.5	1,528.9	26.0%	15.4%	7.8x	6.3x	4.9x	4.0x	1.2x	5.1x	10.6x	8.7x	7.5x	6.6x	0.7x	1.1x
Banca IFIS	Italy	FY 2018	14.3	766.8	n.a.	15.4%	n.a.	5.2x	4.8x	4.2x	3.6x	0.5x	n.a.	n.a.	n.a.	n.a.	n.a.	n.a.	n.a.
DoBank	Italy	FY 2018	12.2	976.0	938.5	19.8%	19.8%	23.1x	13.2x	10.4x	9.2x	4.2x	14.3x	14.3x	6.2x	4.5x	4.3x	n.a.	n.a.
ECG	USA	FY 2018	29.0	799.6	3,699.1	6.6%	10.8%	8.6x	6.1x	5.3x	n.a.	1.1x	4.1x	10.7x	8.9x	8.0x	n.a.	0.6x	1.4x
Hoist Finance ⁽⁴⁾	Sweden	FY 2018	40.9	340.3	1,948.7	6.0%	10.4%	5.8x	5.5x	5.0x	4.9x	0.8x	5.4x	18.5x	17.1x	15.5x	14.0x	0.6x	1.0x
Intrum	Sweden	Q1 2019	242.6	2,969.3	6,996.1	9.8%	6.3%	12.9x	9.3x	7.6x	7.7x	1.2x	7.6x	16.3x	10.6x	9.2x	9.4x	1.2x	3.0x
Kruk	Poland	FY 2018	174.8	771.3	1,321.4	1.8%	0.4%	9.8x	10.1x	9.8x	9.8x	1.8x	5.3x	11.1x	10.4x	10.4x	10.3x	0.8x	1.4x
PRA Group	USA	FY 2018	28.8	1,166.2	3,232.1	29.9%	22.7%	18.1x	15.2x	9.0x	n.a.	1.2x	3.9x	16.0x	13.3x	10.8x	n.a.	0.6x	1.2x
Median								9.8x	6.3x	5.6x	5.0x	1.2x	5.3x	14.3x	10.3x	9.2x	8.8x	0.6x	1.3x
Average								11.4x	8.5x	6.7x	6.1x	1.5x	6.4x	14.5x	10.6x	9.2x	8.6x	0.7x	1.4x
Harmonic Mean								9.2x	7.3x	6.1x	5.4x	1.1x	5.6x	13.7x	9.9x	8.3x	7.6x	0.7x	1.3x

Source: Companies' reports, Factset.

(1) Prices as of 6 May 2019. Operating and financial results converted to Euros at the respective reporting dates. Book values, ERC and investment portfolio holding values as of Results Date.

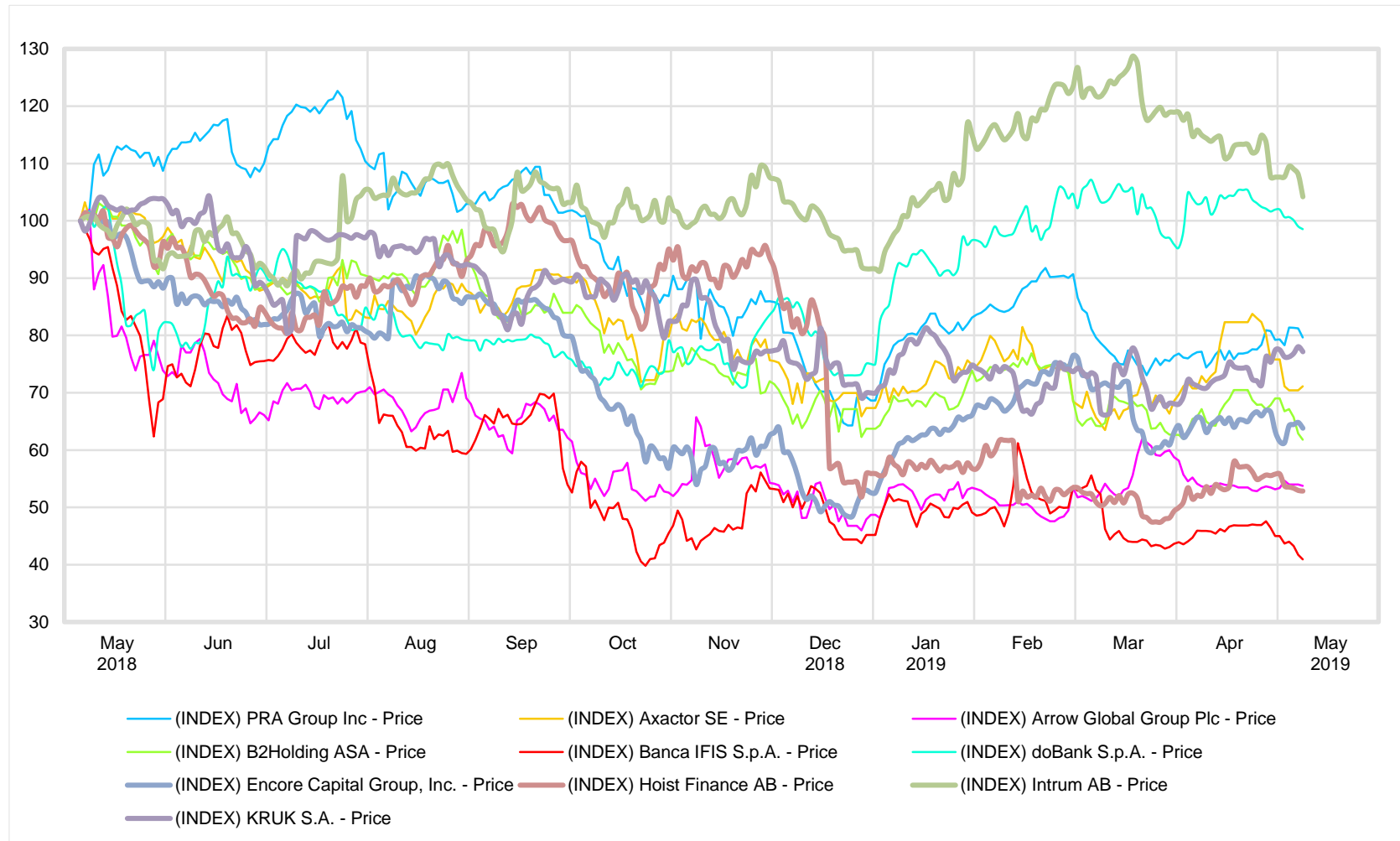
(2) Forward multiples based on Factset consensus estimates. EBITDA estimates for Dobank are illustrative and calculated by adjusting EBIT estimates by adding back appropriate D&A charges. ECG and PRA forecasts note available for 2021.

(3) Arrow Global and Hoist Finance Total ERC figures estimated by adding 15% to 120m ERC.

(4) Hoist Finance is a credit institution funded partially by deposits. Its enterprise value is illustrative and is calculated by summing senior debt, deposits and subordinated debt and deducting cash, t-bills and bonds, its lending book and bonds and securities.

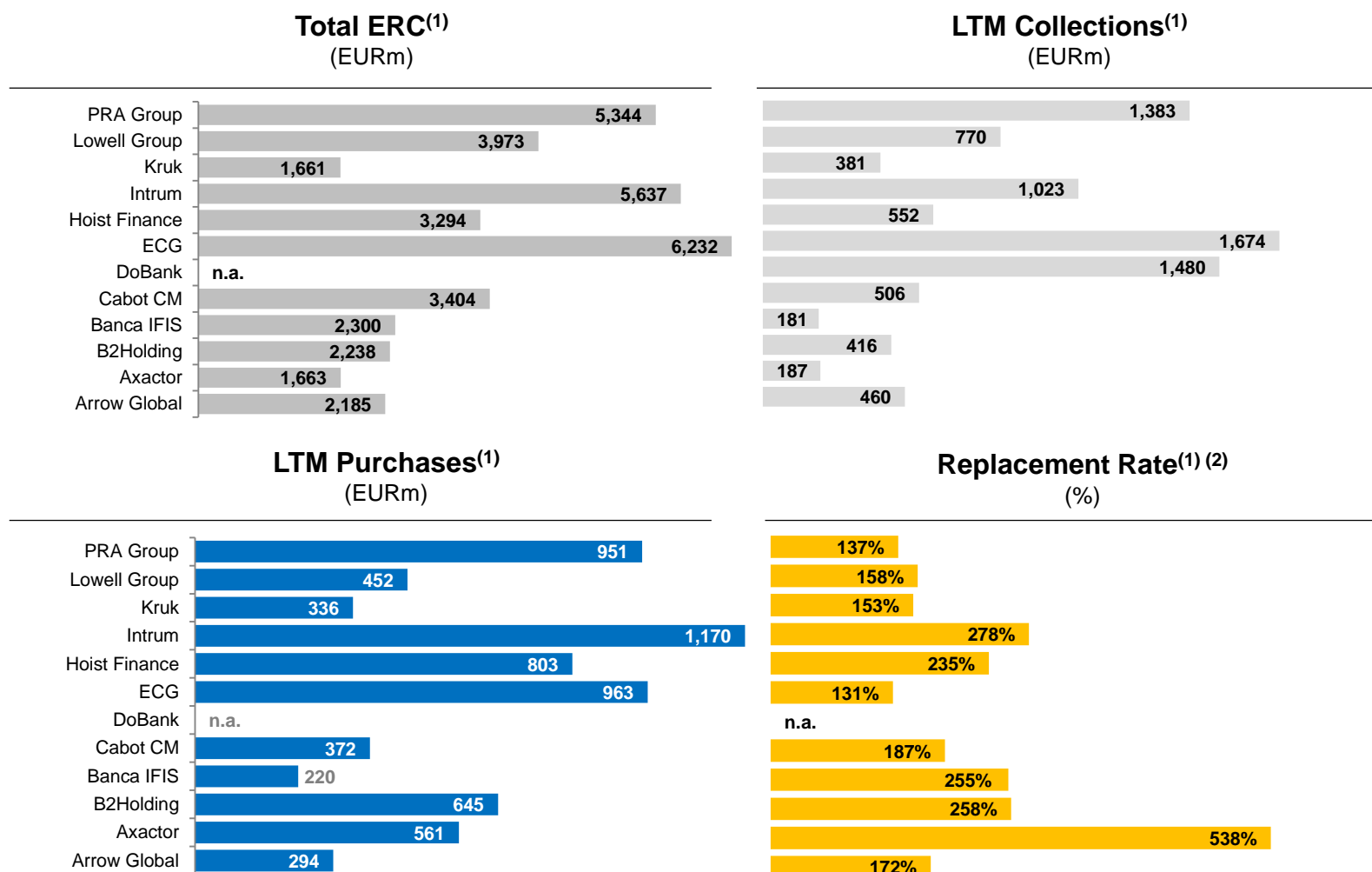
(5) Banca IFIS and Kruk ERC figures estimated assuming CoC multiples unchanged from 1H 2018.

LTM Share Price Performance (Indexed)



Source:Factset.

Debt Purchase Analytics



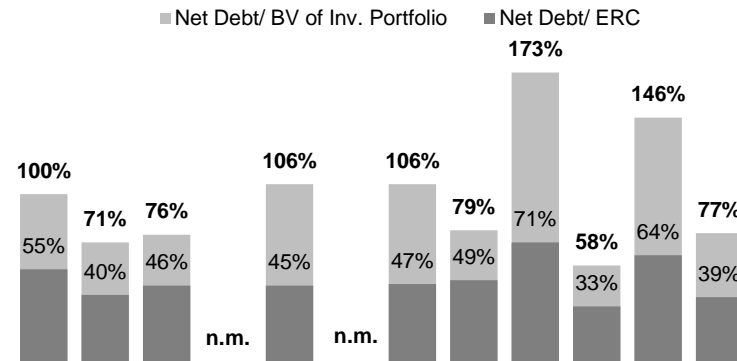
Source: Companies' reports, Factset.

(1) All ECG information inclusive of Cabot. Axactor figures inclusive of REO assets.

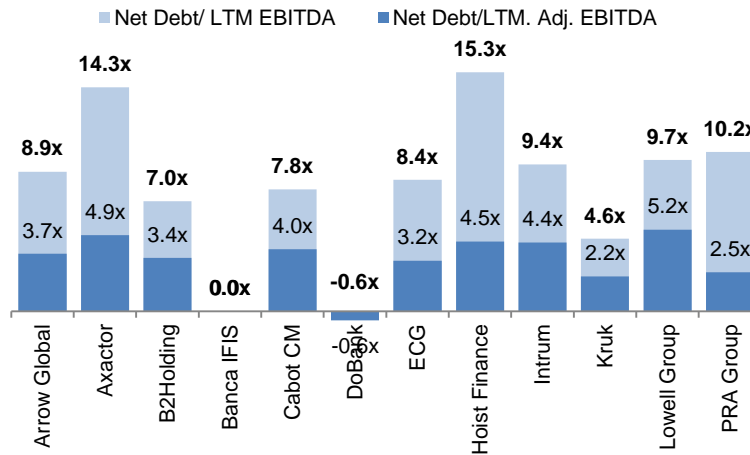
(2) If not reported, replacement costs are estimated by dividing collections by cash-on-cash multiples implied by last reported ERCs.

Indebtedness

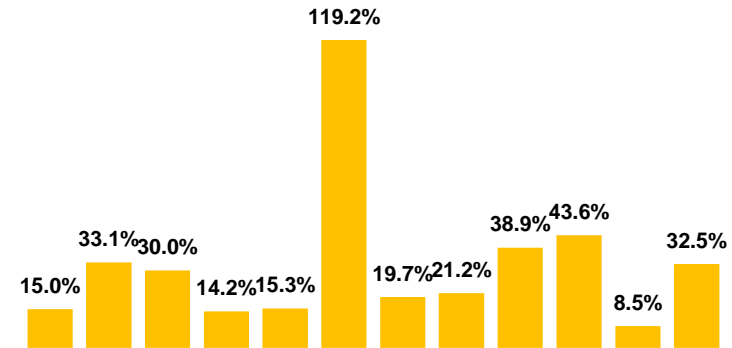
Net Debt as % of Inv. Portfolio



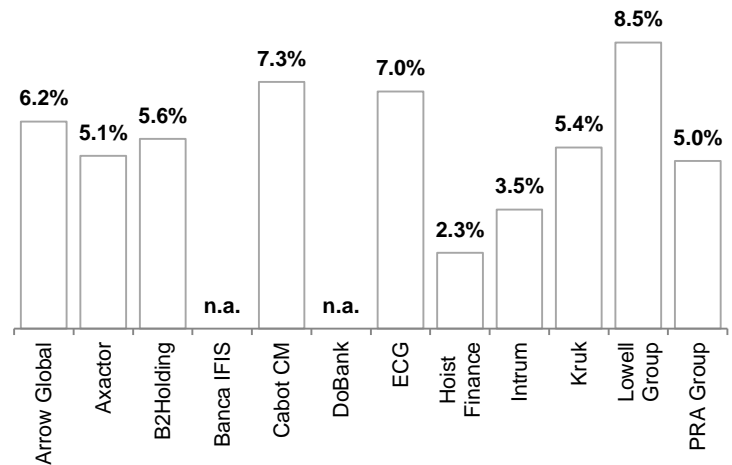
Net Debt/EBITDA & Adj. EBITDA (x)



Equity/Total Capitalisation (%)



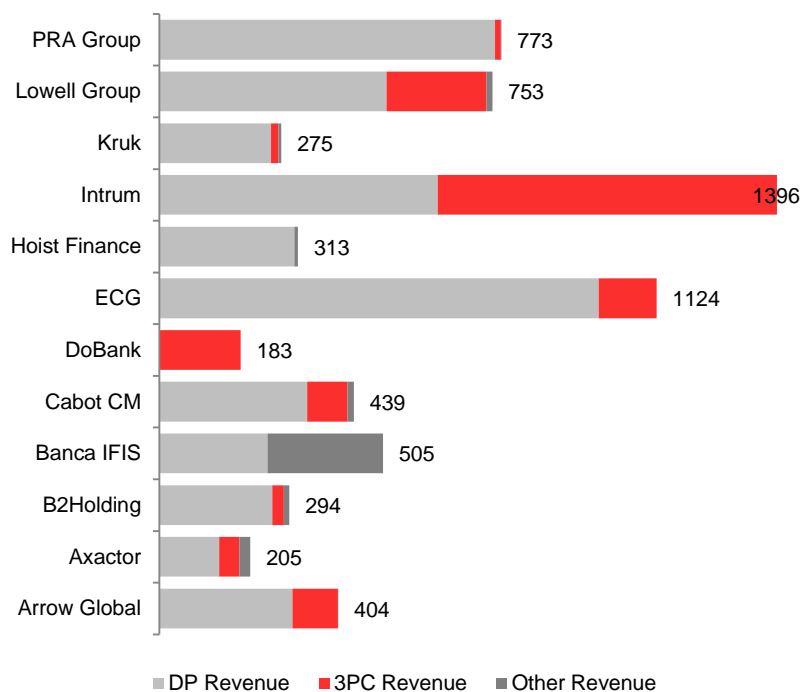
LTM Ave. Funding Cost (%)



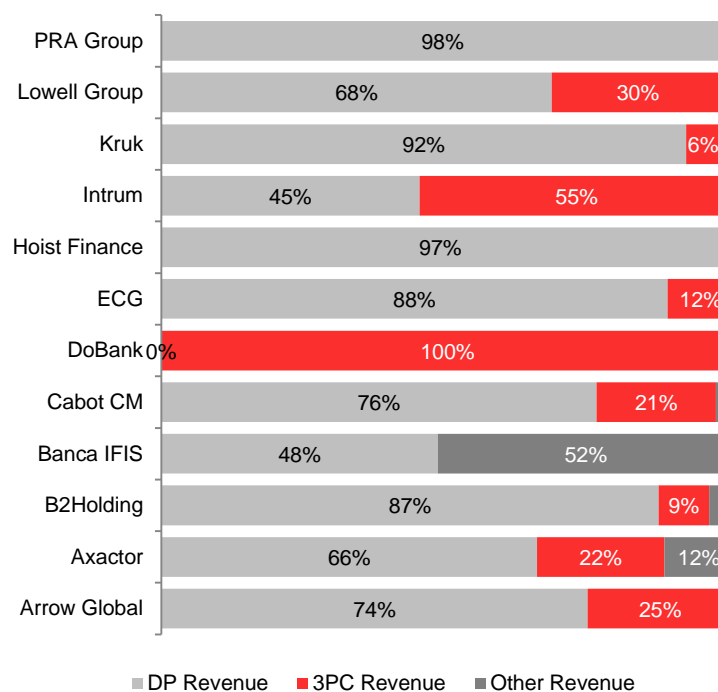
Source: Companies' reports, Factset.
Note: ECG figures inclusive of Cabot.

Breakdown of Revenues

Revenue Composition
(EURm)



Revenue Composition
(% of Total)



Source: Companies' reports.
Note: ECG revenues inclusive of Cabot.

Akseki & Co
Suite 606
Shepherd Market
London W1J 7JY
info@akseki.co
www.akseki.co

The information contained herein is confidential information supplied on a confidential basis to the recipient for the purpose of providing background information and presenting an opportunity. By accepting this information, the recipient agrees that it will not divulge any such information to any other party. Any reproduction of this information in whole or in part is prohibited. Unless consent is given by Akseki, Sons and Company Limited ("Akseki & Co."), no content of this document, including the proposals made in it, may be copied, reproduced, republished, uploaded, posted, transmitted or distributed in any way.

The information contained herein is for your general information only. Akseki & Co. does not solicit any action based upon such information and it is not and should not be construed as a solicitation or recommendation to acquire or dispose of any investment or to engage in any investment business. Further, you should not rely on any information or opinion contained in this document in making an investment or other decision but should obtain appropriate and specific professional advice.

The information and any opinion contained herein may have been obtained from or are based on sources which are believed to be reliable. Akseki & Co. makes no representation or warranty, express or implied, or assumes any liability or responsibility for, as to the accuracy, reliability or completeness of any information, so obtained and supplied, or any information, estimates, forecasts or opinions prepared on the basis of such information. Opinions, estimates and assumptions constitute our judgment as of the date hereof and are subject to change without notice. Past performance is not indicative of future results.

No information contained in this document constitutes or should be deemed to constitute the provision of financial, investment, tax, legal or other professional advice in any way. Akseki & Co. and any of its affiliates, directors, partners, officers, employees, attorneys, agents and representatives cannot be held responsible for any loss or damage, any loss of profits, loss of business, revenue, data, goodwill or anticipated servicing, whether direct or indirect, resulting from or linked to a decision based on or the use or consultation of this information.

Akseki & Co. is not a regulated institution and does not provide investment advice, financial advice or any other kind or regulated service. Our services are aimed at establishing the best basis for decision makers and executing on their decisions. You are entirely responsible for your use of this document, and for the consequences of relying on any content. Akseki & Co. and any of its affiliates, directors, partners, officers, employees, attorneys, agents and representatives cannot be in any way responsible or assume any liability for any act or omission made by any person in reliance on this document or any information contained herein.

This document has been prepared and issued by Akseki & Co, Suite 606, 8 Shepherd Market, London W1J 7JY under Companies House number 8191518.

Cover image: Tower of Babel, Pieter Bruegel the Elder.